

Scaled data based on original data using
LM-79-08 Approved Method: Electrical and Photometric Measurements of Solid-
State Lighting Products

Test Report Prepared for
Cooper Lighting Solutions
(formerly Eaton)

Brand: McGRAW-EDISON

Report Number: P454701

Luminaire Tested: **GALN-SA5D-750-U-T1**

Issue Date: 1/4/2021

Test Information

Test Method: LM-79-08
Report Number: P454701
TEST IS SCALED FROM IESNA LM-79-08 TEST DATA (G3-2011-042-5)
Test Lab: INNOVATION CENTER
Issue Date: 1/4/2021
Manufacturer: COOPER LIGHTING SOLUTIONS (FORMERLY EATON)
Product Line: McGRAW-EDISON
Catalog Number: GALN-SA5D-750-U-T1
Description: GALLEON AREA AND ROADWAY LUMINAIRE
(5) 70 CRI, 5000K, 1200mA LIGHTSQUARES WITH 16 LEDS EACH AND TYPE I OPTICS
Light Source: -
Ballast/Driver: ELECTRONIC DRIVER

Summary

Lumens per Lamp: N/A
Luminaire Lumens: 38672 lumens
Efficiency: N/A
Efficacy: 125.2 lumens/watt
Luminous Opening: Rectangular (W 1.5' x L: 1' x H: 0')
IES Classification: Type I - Short
BUG Rating: B5 - U0 - G5

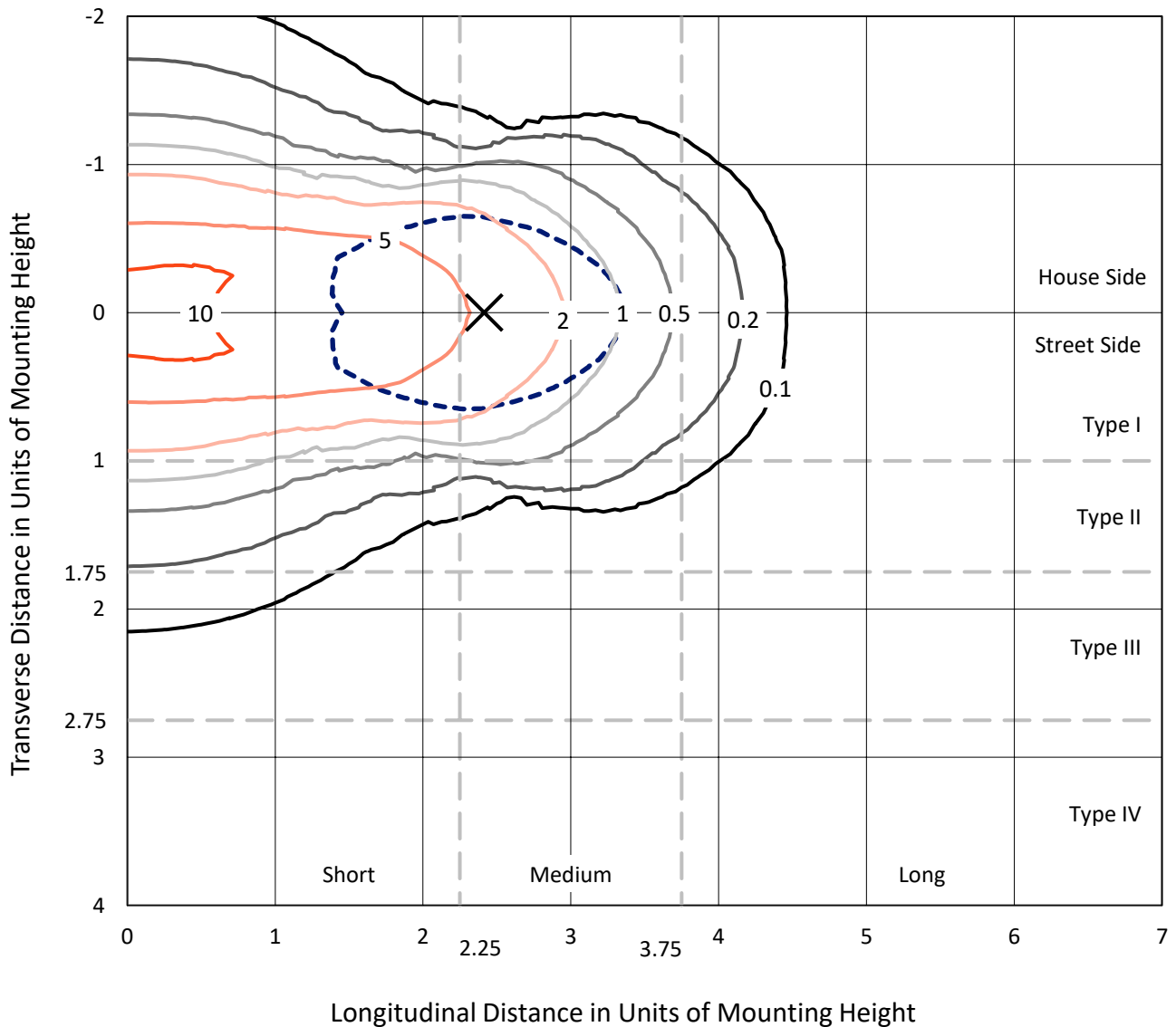
Input Watts (W): 309
Input Voltage (V): NR
Input Current (Ain): NR
Voltage Rise (V): NR
Power Factor: NR
Total Harmonic Distortion (THDi): NR
Frequency (hertz): 60
Stabilization Time: NR
Operation Time: NR
Ambient Temperature (°C): NR
Test Distance: 24 FT



REPORT NUMBER: P454701
 CATALOG NUMBER: GALN-SA5D-750-U-T1

Iso-Footcandle Lines of Horizontal Illumination

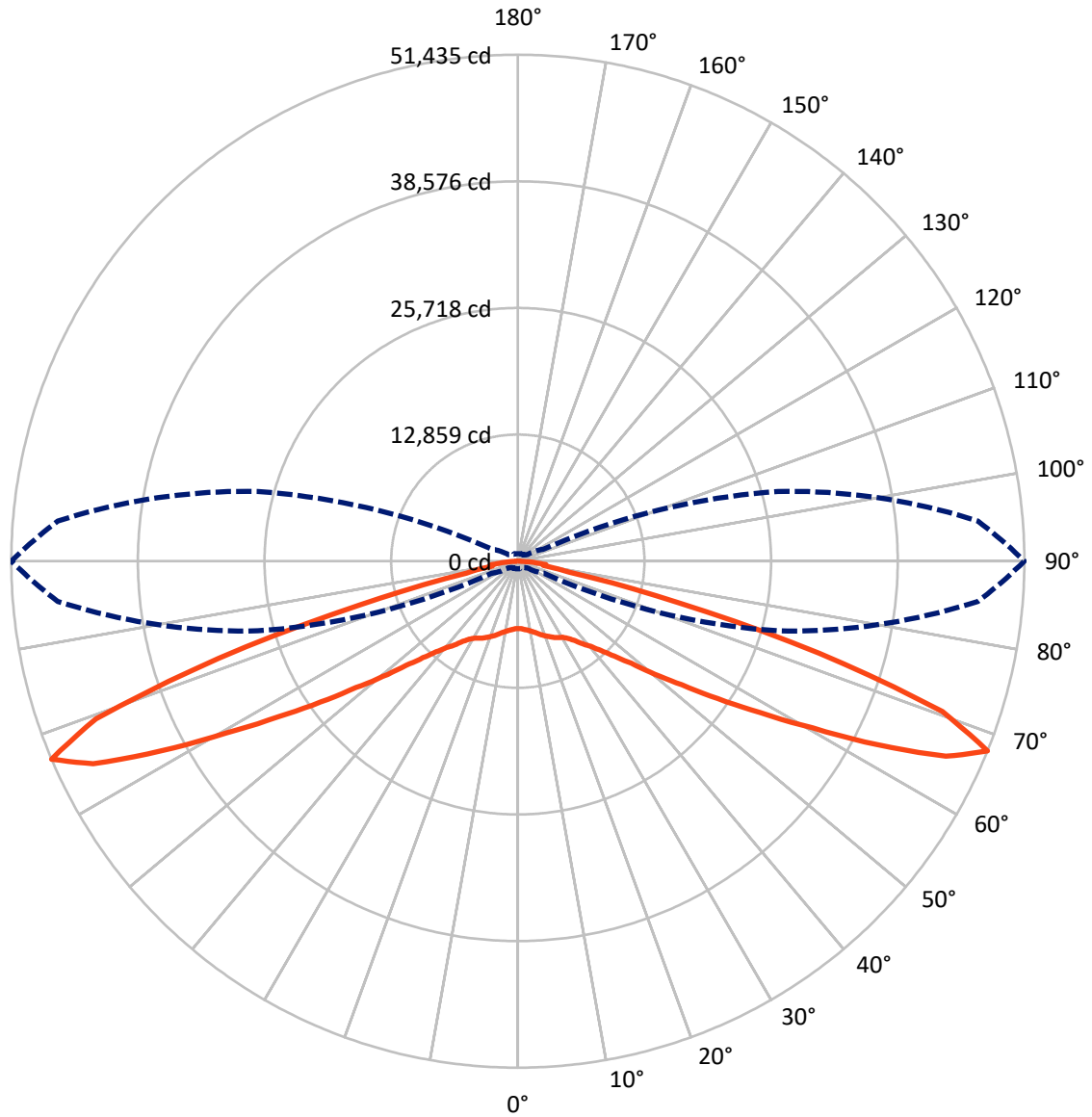
× Max cd
 - - - 1/2 Max cd



Based on 25 foot mounting height. Maximum calculated value = 11.5 fc
 Type I - Short - N/A

REPORT NUMBER: P454701
CATALOG NUMBER: GALN-SA5D-750-U-T1

Luminous Intensity Polar Plot



— Vertical Plane Through 90-Deg Lateral - - - Horizontal Cone Through 67.5-Deg Vertical

REPORT NUMBER: P454701

CATALOG NUMBER: GALN-SA5D-750-U-T1

FLUX DISTRIBUTION:

		Downward	Upward	Total
House Side	Lumens	19336.0	0.0	19336.0
	% Fixture	50.0	0.0	50.0
Street Side	Lumens	19336.0	0.0	19336.0
	% Fixture	50.0	0.0	50.0
Total	Lumens	38672.0	0.0	38672.0
	% Fixture	100.0	0.0	100.0

ZONAL LUMENS:

Zone	Lumens	% Fixture
0°-10°	682.6	1.8
10°-20°	2183.8	5.6
20°-30°	3655.2	9.5
30°-40°	4951.8	12.8
40°-50°	6272.2	16.2
50°-60°	7835.6	20.3
60°-70°	9210.4	23.8
70°-80°	3523.4	9.1
80°-90°	357.0	0.9
90°-100°	0.0	0.0
100°-110°	0.0	0.0
110°-120°	0.0	0.0
120°-130°	0.0	0.0
130°-140°	0.0	0.0
140°-150°	0.0	0.0
150°-160°	0.0	0.0
160°-170°	0.0	0.0
170°-180°	0.0	0.0
0°-90°	38672.0	100.0
0°-180°	38672.0	100.0

Coefficient of Utilization



REPORT NUMBER: P454701

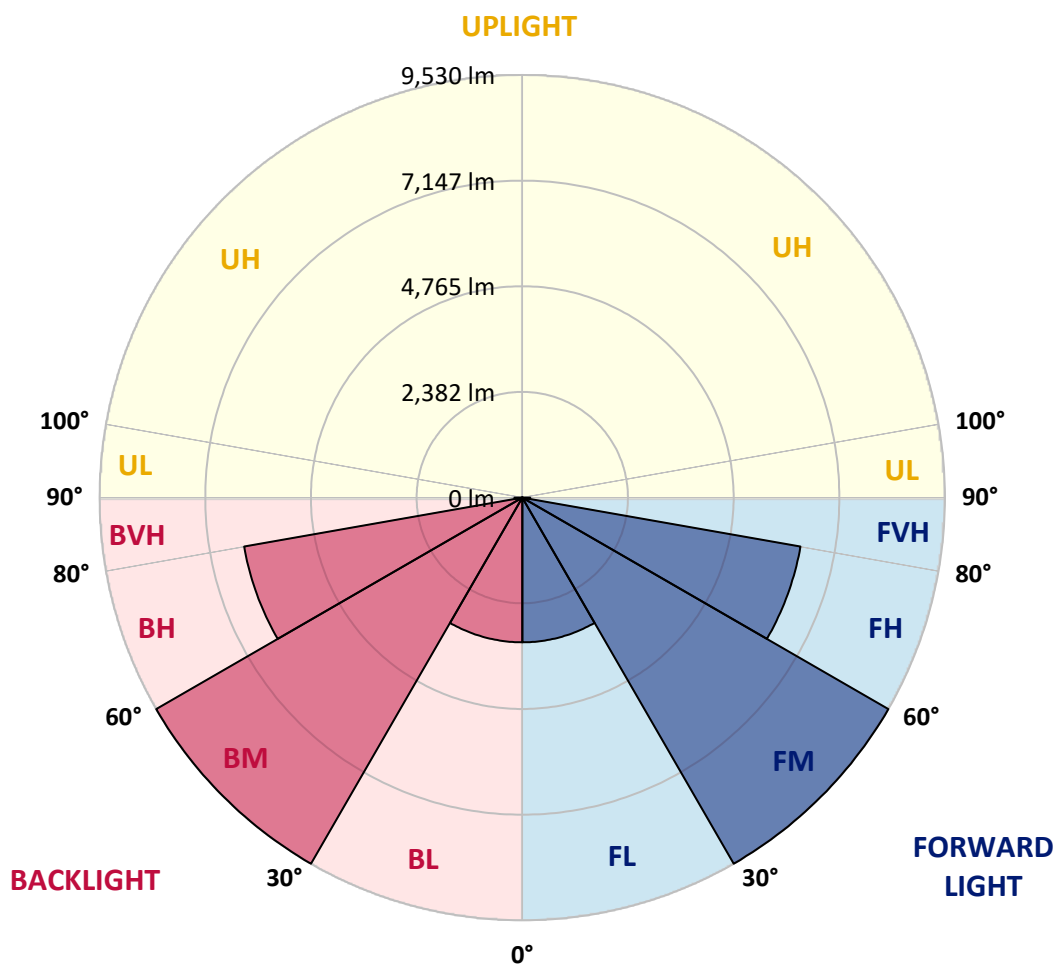
CATALOG NUMBER: GALN-SA5D-750-U-T1

LUMINAIRE CLASSIFICATION SYSTEM LUMEN TABLE AND BUG RATING:

Zone		Lumens	% Fixture	Zone Rating/Lumen Limit		
				B	U	G
FL	(0°-30°)	3260.8	8.4			
FM	(30°-60°)	9529.8	24.6			
FH	(60°-80°)	6366.9	16.5			G3/7500
FVH	(80°-90°)	178.5	0.5			G2/225
BL	(0°-30°)	3260.8	8.4	B4/5000		
BM	(30°-60°)	9529.8	24.6	B5		
BH	(60°-80°)	6366.9	16.5	B5		G5
BVH	(80°-90°)	178.5	0.5			G2/225
UL	(90°-100°)	0.0	0.0		U0/0	
UH	(100°-180°)	0.0	0.0		U0/0	

BUG Rating: B5-U0-G5

Type I Short





REPORT NUMBER: P454701
 CATALOG NUMBER: GALN-SA5D-750-U-T1

CANDELA DISTRIBUTION (FULL):

	0°	5°	15°	25°	35°	45°	55°	65°	75°	85°	90°
0°	6846.1	6846.1	6846.1	6846.1	6846.1	6846.1	6846.1	6846.1	6846.1	6846.1	6846.1
2.5°	6933.9	6929.7	6931.8	6929.7	6936.1	6931.8	6906.1	6884.7	6867.6	6869.7	6863.3
5°	7081.7	7083.8	7086.0	7075.3	7090.3	7081.7	7041.0	7006.8	6972.5	6959.6	6955.4
7.5°	7203.8	7214.5	7220.9	7231.6	7257.3	7257.3	7235.9	7186.6	7111.7	7068.9	7066.7
10°	7325.8	7334.4	7353.7	7387.9	7430.8	7471.4	7462.9	7396.5	7300.1	7227.3	7210.2
12.5°	7368.7	7379.4	7443.6	7542.1	7638.5	7717.7	7717.7	7664.2	7540.0	7428.6	7396.5
15°	7218.8	7238.0	7353.7	7563.5	7816.2	7989.7	8028.2	7953.3	7820.5	7649.2	7610.6
17.5°	6921.1	6968.2	7137.4	7447.9	7867.6	8227.4	8338.7	8302.3	8131.0	7912.6	7867.6
20°	6602.0	6653.4	6833.3	7244.5	7824.8	8366.6	8689.9	8698.5	8486.5	8169.6	8103.2
22.5°	6250.8	6289.4	6520.7	7002.5	7696.3	8398.7	8991.9	9139.6	8852.7	8426.5	8332.3
25°	5856.8	5899.6	6141.6	6662.0	7454.3	8362.3	9268.1	9593.6	9236.0	8700.6	8580.7
27.5°	5479.9	5497.0	5756.2	6285.1	7135.2	8268.1	9471.5	10011.2	9660.0	8927.6	8775.6
30°	5118.0	5158.7	5387.8	5910.3	6769.1	8083.9	9647.1	10486.6	10116.1	9165.3	8970.4
32.5°	4734.7	4784.0	5032.4	5561.3	6402.9	7807.6	9754.2	11006.9	10752.1	9550.8	9343.1
35°	4366.4	4398.5	4649.0	5163.0	6045.3	7486.4	9773.5	11593.7	11572.3	10135.4	9859.1
37.5°	3989.5	4036.6	4289.3	4781.8	5666.2	7145.9	9677.1	12216.9	12561.6	10947.0	10649.3
40°	3627.6	3668.3	3916.7	4413.5	5235.8	6730.5	9448.0	12786.5	13715.9	11782.1	11360.3
42.5°	3233.6	3244.3	3516.2	4021.6	4813.9	6248.7	9118.2	13294.0	15002.9	12902.1	12377.5
45°	2786.0	2813.8	3066.5	3563.3	4330.0	5709.0	8670.6	13713.7	16634.6	14454.6	13739.4
47.5°	2338.4	2362.0	2593.3	3083.7	3801.0	5090.2	7981.1	14082.0	18309.2	16426.9	15489.0
50°	1901.6	1914.4	2102.9	2537.6	3205.7	4439.2	7126.7	14199.8	20202.2	19219.3	18022.3
52.5°	1503.3	1522.6	1666.0	2006.5	2569.7	3670.4	6203.7	13908.6	22412.2	22530.0	20842.5
55°	1218.5	1224.9	1332.0	1582.5	2008.7	2865.2	5090.2	13097.0	24789.2	26772.1	24620.0
57.5°	1049.3	1053.6	1113.5	1252.7	1546.1	2160.7	3948.8	11561.6	26924.2	31742.4	28975.7
60°	952.9	955.1	989.3	1070.7	1224.9	1657.5	2828.8	9394.4	29031.4	37273.7	34389.2
62.5°	893.0	893.0	916.5	961.5	1036.5	1272.0	2049.3	6777.6	30474.7	42886.4	41061.9
65°	835.2	835.2	852.3	884.4	925.1	1040.7	1514.0	4419.9	30438.3	46974.4	47773.1
67.5°	768.8	768.8	781.6	813.7	837.3	895.1	1169.2	2895.2	27341.8	46884.4	51435.0
70°	689.5	689.5	706.7	734.5	753.8	790.2	923.0	1980.8	20086.6	40031.9	45743.1
72.5°	610.3	612.4	623.2	651.0	666.0	687.4	766.6	1387.6	12321.8	27258.2	31984.4
75°	522.5	526.8	537.5	565.3	578.2	586.8	646.7	989.3	6233.7	14696.6	16733.1
77.5°	421.9	430.4	436.9	466.8	475.4	488.2	533.2	715.2	2736.7	5280.8	5327.9
80°	308.4	319.1	338.3	366.2	372.6	381.2	406.9	507.5	1239.9	2411.2	2619.0
82.5°	227.0	242.0	218.4	254.8	254.8	244.1	287.0	340.5	569.6	2387.7	2856.7
85°	124.2	126.3	113.5	130.6	139.2	137.1	152.0	167.0	276.2	1593.2	1642.5
87.5°	30.0	32.1	34.3	40.7	49.3	49.3	53.5	47.1	89.9	516.1	295.5
90°	0.0	0.0	0.0	0.0	0.0	0.0	0.0	0.0	0.0	0.0	0.0

(END OF REPORT)